



Precision Escalator Products, Inc.

147 North Michigan Avenue

Kenilworth, New Jersey 07033

1-800-233-0838 IN NJ (908) 259-9009 FAX (908) 259-9013

WESTINGHOUSE N UNITS

TABLE OF CONTENTS

WESTINGHOUSE N UNITS

COMB PLATES	PAGE 2
STEP DEMARCATIONS	PAGE 4
ROLLERS	PAGE 5
DRIVE MACHINES / PARTS	PAGE 6
HANDRAIL DRIVE SPROCKETS	PAGE 7
ROLLER CHAIN	PAGE 9
HANDRAIL PRESSURE ASSEMBLY	PAGE 10
STEP CHAINS	PAGE 12
STEP TREADS / ARMS	PAGE 14
STEPS	PAGE 15

WESTINGHOUSE "N" COMB PLATES



LEFT HAND COMB PLATE
6 1/4" WIDE 16 TEETH
TYPE 32N, 32BB, 32BT

YELLOW PLASTIC PW626D315HP2
 YELLOW ALUMINUM PW626D315HY2
 ALUMINUM PW626D315H02



RIGHT HAND COMB PLATE
6 1/4" WIDE 16 TEETH
TYPE 32N, 32BB, 32BT

YELLOW PLASTIC PW626D315HP3
 YELLOW ALUMINUM PW626D315HY3
 ALUMINUM PW626D315H03



CENTER COMB PLATE
5 3/4" WIDE 16 TEETH

TYPE 32 & 48 - N, NT, BB, BT
 YELLOW PLASTIC PW626D315HP6
 YELLOW ALUMINUM PW626D315HY6
 ALUMINUM PW626D315H06

PWX5BQS1HO2



WESTINGHOUSE COMB
 PLATE SCREW



LEFT HAND COMB PLATE
6 1/4" WIDE 15 TEETH
TYPE 48N, 48BB, 48BT

YELLOW PLASTIC PW626D315HP4
 YELLOW ALUMINUM PW626D315HY4
 ALUMINUM PW626D315H04



RIGHT HAND COMB PLATE
6 1/4" WIDE 15 TEETH
TYPE 48N, 48BB, 48BT

YELLOW PLASTIC PW626D315HP5
 YELLOW ALUMINUM PW626D315HY5
 ALUMINUM PW626D315H05

COMB PLATE COUNT PER LANDING PLATE

32" UNITS - ONE LEFT, TWO CENTERS, AND ONE RIGHT.

48" UNITS - ONE LEFT, FIVE CENTERS, AND ONE RIGHT.

PRECISION ESCALATOR PRODUCTS 800-233-0838 IN NJ 908-259-9009

IF YOU DO NOT SEE IT

2

PLEASE CALL

WESTINGHOUSE "NT" COMB PLATES



LEFT HAND COMB PLATE
5 7/8" WIDE 16 TEETH
TYPE 32NT UNIT

YELLOW PLASTIC PW628D184HP1
 YELLOW ALUMINUM PW628D184HY1
 ALUMINUM PW628D184H01



RIGHT HAND COMB PLATE
5 7/8" WIDE 16 TEETH
TYPE 32NT UNIT

YELLOW PLASTIC PW628D184HP2
 YELLOW ALUMINUM PW628D184HY2
 ALUMINUM PW628D184H02



CENTER COMB PLATE
5 3/4" WIDE 16 TEETH

TYPE 32 & 48 - N, NT, BB, BT
 YELLOW PLASTIC PW626D315HP6
 YELLOW ALUMINUM PW626D315HY6
 ALUMINUM PW626D315H06

PWX5BQS1HO2



WESTINGHOUSE COMB
 PLATE SCREW



LEFT HAND COMB PLATE
5 1/2" WIDE 15 TEETH
TYPE 48NT UNIT

YELLOW PLASTIC PW628D184HP3
 YELLOW ALUMINUM PW628D184HY3
 ALUMINUM PW628D184H03



RIGHT HAND COMB PLATE
5 1/2" WIDE 15 TEETH
TYPE 48NT UNIT

YELLOW PLASTIC PW628D184HP4
 YELLOW ALUMINUM PW628D184HY4
 ALUMINUM PW628D184H04

COMB PLATE COUNT PER LANDING PLATE

32" UNITS - ONE LEFT, TWO CENTERS, AND ONE RIGHT.

48" UNITS - ONE LEFT, FIVE CENTERS, AND ONE RIGHT.


“N” & “NT” UNIT STEP DEMARCATION




DEMARCATION LEFT SIDE
 YELLOW PLASTIC PW321C596H12
 BLACK PLASTIC PW321C596H04





DEMARCATION RIGHT SIDE
 YELLOW PLASTIC PW321C596H11
 BLACK PLASTIC PW321C596H03



DEMARCATION LONG CENTER
 YELLOW PLASTIC PW321C596H13
 BLACK PLASTIC PW321C596H05



DEMARCATION SHORT CENTER
 YELLOW PLASTIC PW321C596H14
 BLACK PLASTIC PW321C596H06

<p>PW144A542H03</p>  <p>WESTINGHOUSE DEMARCATION SCREW</p>	<p>PW144A541H01</p>  <p>WESTINGHOUSE DEMARCATION O-RING</p>
---	---

DEMARCATION COUNT PER STEP

32” UNITS - ONE LEFT, ONE LONG CENTER, ONE SHORT CENTER, AND ONE RIGHT.
48” UNITS - ONE LEFT, TWO LONG CENTER, THREE SHORT CENTER, AND ONE RIGHT.

WESTINGHOUSE "N" & "NT" ROLLERS

<p>PW216B509G04</p>  <p>STEP ROLLER 48" / 32" N 4" OD X 3/4" FACE</p>	<p>PW217B235H07</p>  <p>STEP CHAIN ROLLER DOUBLE BEARING 5 1/4" OD X 3/4" FACE</p>	<p>PW152B238G01</p>  <p>HANDRAIL DRIVE ROLLER BOLT-ON TYPE 5.312" OD X 1 5/32" FACE</p>
<p>PW691B759G04</p>  <p>HANDRAIL PRESSURE ROLLER HEAVY DUTY 3" OD X 2 1/2" FACE</p>	<p>PW691B759G02</p>  <p>HANDRAIL PRESSURE ROLLER LEAF SPRING TYPE 3" OD X 2 5/8" FACE</p>	<p>PW325C359G01</p>  <p>HANDRAIL PRESSURE ROLLER WITH BRACKET</p>
<p>PW325C359H01</p>  <p>HANDRAIL PRESSURE ROLLER 2.5" OD X 3" FACE</p>		<p>PWM5302H01</p>  <p>BROKEN CHAIN SHOE</p>

WESTINGHOUSE "N"& "NT" UNIT MACHINE & MACHINE PARTS




"N" UNIT MACHINE TYPE 32N & 48N

"N" MACHINE - 5 HP	PW0200305
"N" MACHINE - 7.5 HP	PW0200375
"N" MACHINE - 10 HP	PW0200310
"N" MACHINE - 15 HP	PW0200315

"ESCALATOR MACHINES ARE ON EXCHANGE"

"N" UNIT MACHINE DRIVE SPROCKET TYPE 32N & 48N

DRIVE SPROCKET #100 14 TEETH	PW322C435D01
DRIVE SPROCKET #100 19 TEETH	PW322C435H01
DRIVE SPROCKET #100 21 TEETH	PW322C780H02
DRIVE SPROCKET #100-2 21 TEETH	PW322C780H01
DRIVE SPROCKET #120 14 TEETH	PW322C901D01
DRIVE SPROCKET #100 19 TEETH	PW322C901H01



WE CAN REBUILD
OR
SUPPLY REFURBISHED
BULL GEARS
LOWER CARRIAGES
AND
OTHER ESCALATOR
COMPONENTS.

PLEASE CALL FOR
MORE
DETAILS !

WESTINGHOUSE "N"& "NT" UNIT HANDRAIL DRIVE PARTS

PW325C356G02



HANDRAIL DRIVE SPROCKET
SHORT - 17 TEETH

PW325C356G01



HANDRAIL DRIVE SPROCKET
LONG - 17 TEETH

PW576B821G01



HANDRAIL IDLER SPROCKET
25 TEETH

PW196C014G01



HANDRAIL IDLER SPROCKET
22 TEETH

WESTINGHOUSE "N" HANDRAIL BRUSH



**"N" UNIT
HANDRAIL BRUSH
TYPE 32 & 48 - N, NT**

HANDRAIL BRUSH (SET OF 4)	PW626D142H01
HANDRAIL BRUSH - RIGHT SIDE	PW626D142H02
HANDRAIL BRUSH - LEFT SIDE	PW626D142H03

WESTINGHOUSE “N” & “NT” UNIT HANDRAIL DRIVE PARTS



“N” UNIT HANDRAIL DRIVE SHEAVE TYPE 32N & 48N

HANDRAIL DRIVE SHEAVE **PW626D462**
“ON EXCHANGE - NEED CASTING NUMBER”

DRIVE SHEAVE TRACTION **PWK4854H02**
BAND POLYURETHANE WITH GLUE

“N” UNIT HANDRAIL DRIVE SHEAVE SPROCKET TYPE 32N & 48N

DRIVE SHEAVE SPROCKET 84 TEETH **PW322C863H01**

DRIVE SHEAVE SPROCKET 84 TEETH - SPLIT **PW322C863H01S**

DRIVE SHEAVE SPROCKET 75 TEETH **PW0600375**



“N” UNIT HANDRAIL DRIVE BULL GEAR SPROCKET

TYPE 32N & 48N

DRIVE SPROCKET 86 TEETH **PW322C736H01**

DRIVE SPROCKET 86 TEETH - SPLIT **PW322C736H01S**

TYPE 32NT & 48NT

DRIVE SPROCKET 102 TEETH **PW322C736H02**

DRIVE SPROCKET 102 TEETH - SPLIT **PW322C736H02S**



WESTINGHOUSE “N” & “NT” UNIT HANDRAIL & DRIVE CHAINS

“N” HANDRAIL DRIVE CHAIN #60 X 215 LINKS

PWK4769G01

“N” & “NT” HANDRAIL DRIVE CHAIN #60 X 275 LINKS

PW569A587G01

ANSI ROLLER CHAIN

PRECISION #	DISCRIPTION
#40 CHAIN	ROLLER CHAIN # 40
#40 MASTER	MASTER LINK FOR # 40 CHAIN
#40 OFFSET	OFFSET LINK FOR # 40 CHAIN
#50 CHAIN	ROLLER CHAIN # 50
#50 MASTER	MASTER LINK FOR # 50 CHAIN
#50 OFFSET	OFFSET LINK FOR # 50 CHAIN
#60 CHAIN	ROLLER CHAIN # 60
#60 MASTER	MASTER LINK FOR # 60 CHAIN
#60 OFFSET	OFFSET LINK FOR # 60 CHAIN
#60-4 CHAIN	ROLLER CHAIN # 60-4
#60-4 MASTER	MASTER LINK FOR # 60-4 CHAIN
#60-4 OFFSET	OFFSET LINK FOR # 60-4 CHAIN
#60-5 CHAIN	ROLLER CHAIN # 60-5
#60-5 MASTER	MASTER LINK FOR # 60-5 CHAIN
#60-5 OFFSET	OFFSET LINK FOR # 60-5 CHAIN
#80 CHAIN	ROLLER CHAIN # 80
#80 MASTER	MASTER LINK FOR # 80 CHAIN
#80 OFFSET	OFFSET LINK FOR # 80 CHAIN
#80-2 CHAIN	ROLLER CHAIN # 80-2
#80-2 MASTER	MASTER LINK FOR # 80-2 CHAIN
#80-2 OFFSET	OFFSET LINK FOR # 80-2 CHAIN
#80-3 CHAIN	ROLLER CHAIN # 80-3
#80-3 MASTER	MASTER LINK FOR # 80-3 CHAIN
#80-3 OFFSET	OFFSET LINK FOR # 80-3 CHAIN
#100 CHAIN	ROLLER CHAIN # 100
#100 MASTER	MASTER LINK FOR # 100 CHAIN
#100 OFFSET	OFFSET LINK FOR # 100 CHAIN
#100-2 CHAIN	ROLLER CHAIN # 100-2
#100-2 MASTE	MASTER LINK FOR # 100-2 CHAIN
#100-2 OFFSE	OFFSET LINK FOR #100-2 CHAIN
#100-3 CHAIN	ROLLER CHAIN # 100-3
#100-3 MASTER	MASTER LINK FOR # 100-3 CHAIN
#100-3 OFFSET	OFFSET LINK FOR # 100-3 CHAIN
#120 CHAIN	ROLLER CHAIN # 120

PRECISION #	DISCRIPTION
#120 MASTER	MASTER LINK FOR # 120 CHAIN
#120 OFFSET	OFFSET LINK FOR # 120 CHAIN
#120-2 CHAIN	ROLLER CHAIN # 120-2
#120-2 MASTE	MASTER LINK FOR # 120-2 CHAIN
#120-2 OFFSE	OFFSET LINK FOR # 120-2 CHAIN

METRIC ROLLER CHAIN

PRECISION #	DISCRIPTION
#08B CHAIN	ROLLER CHAIN METRIC # 08B
#08B MASTER	MASTER LINK METRIC # 08B
#08B OFFSET	OFFSET LINK METRIC # 08B
#10B CHAIN	ROLLER CHAIN METRIC # 10B
#10B MASTER	MASTER LINK METRIC # 10B
#10B OFFSET	OFFSET LINK METRIC # 10B
#12B CHAIN	ROLLER CHAIN METRIC # 12B
#12B MASTER	MASTER LINK METRIC # 12B
#12B OFFSET	OFFSET LINK METRIC # 12B
#16B CHAIN	ROLLER CHAIN METRIC # 16B
#16B MASTER	MASTER LINK METRIC # 16B
#16B OFFSET	OFFSET LINK METRIC # 16B
#16B-2 CHAIN	ROLLER CHAIN METRIC # 16B-2
#16B-2 MASTE	MASTER LINK METRIC # 16B-2
#16B-2 OFFSE	OFFSET LINK METRIC # 16B-2
#20B-2 CHAIN	ROLLER CHAIN METRIC # 20B-2
#20B-2 MASTE	MASTER LINK METRIC # 20B-2
#20B-2 OFFSE	OFFSET LINK METRIC # 20B-2
#20B-3 CHAIN	ROLLER CHAIN METRIC # 20-3

ROLLER CHAIN TOOLS


PRECISION #	DISCRIPTION
#PP3560	CHAIN PULLER # 40 - # 80 CHAIN
#PP80240	CHAIN PULLER # 80 - # 240 CHAIN
#PE60100	# 60 - # 100 CHAINBREAKER
#PE120160	# 120 - # 160 CHAINBREAKER

PRECISION ESCALATOR PRODUCTS
IF YOU DO NOT SEE IT

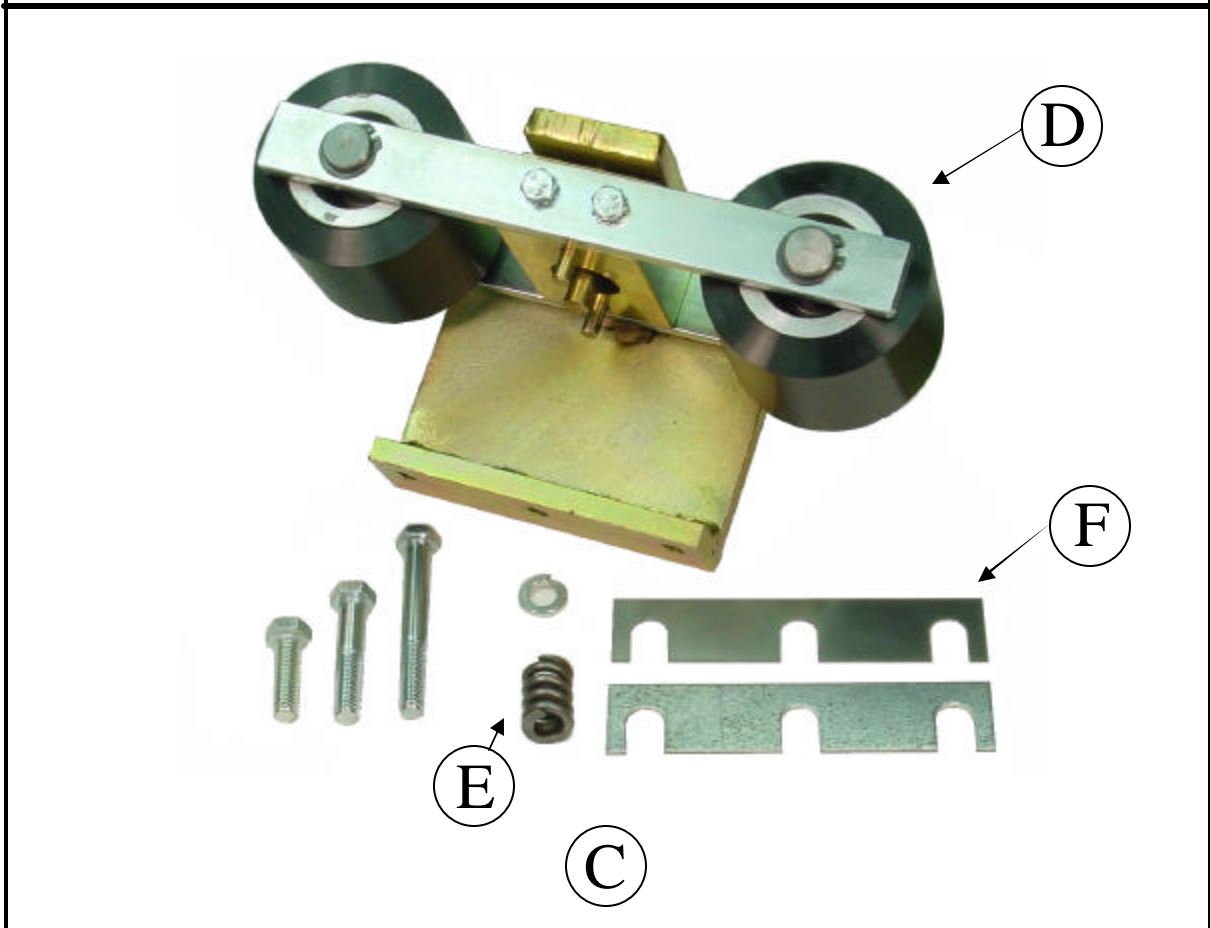

800-233-0838 IN NJ 908-259-9009
PLEASE CALL

“N” & “NT” HANDRAIL PRESSURE ASSEMBLY


"N" & "NT" HANDRAIL PRESSURE ASSEMBLY		
Figure	Precision #	Description
A	PW5193D59G02	HANDRAIL PRESSURE ROLLER ASSEMBLY 5 1/2"
B	PW691B759G02	ROLLER - LEAF SPRING PRESSURE 3" OD X 1 5/8" FACE
C	PW5199D27G01	HEAVY DUTY HANDRAIL PRESSURE ROLLER ASSEMBLY 5 1/2" COIL SPRING TYPE
D	PW691B759G04	ROLLER - COIL SPRING PRESSURE 3" OD X 2 1/2" FACE
E	PW5199D28H08	SPRING - HEAVY DUTY HANDRAIL PRESSURE ASSEMBLY
F	PW0600901	SPACER - HEAVY DUTY HANDRAIL PRESSURE ASSEMBLY - .030 THICK
	PW0600902	SPACER - HEAVY DUTY HANDRAIL PRESSURE ASSEMBLY - .059 THICK
	PW0600603	SPACER - HEAVY DUTY HANDRAIL PRESSURE ASSEMBLY - .090 THICK




“N” & “NT” HANDRAIL PRESSURE ASSEMBLY



WESTINGHOUSE "N" & "NT" UNIT STEP CHAINS



"N" BABY STEP CHAIN




"N" STANDARD STEP CHAIN

NOTE : WESTINGHOUSE STANDARD STEP CHAINS ARE 3.2" PITCH.

WESTINGHOUSE “N” & “NT” UNIT STEP CHAINS

"N" UNIT STEP CHAINS	
Description	Precision #
STEP CHAIN - 3.2" PITCH (5LINKS PER STEP)	
BABY STEP CHAIN ONLY - 6 AXLE SECTION	PW103D748H04
BABY STEP CHAIN ONLY - 1 AXLE SECTION	PW103D748H05
STANDARD STEP CHAIN ONLY - 6 AXLE SECTION	PW103D750G01
STANDARD STEP CHAIN ONLY - 1 AXLE SECTION	PW103D750G03
COMPLETE STEP CHAIN - 3.2" PITCH (5 LINKS PER STEP)	
"SOLD ASSEMBLED WITH AXLES, ROLLERS , BUSHINGS"	
BABY STEP CHAIN 32" - 6 AXLE SECTION	PW103D748CN632
BABY STEP CHAIN 32" - 1 AXLE SECTION	PW103D748CN132
STANDARD STEP CHAIN 32" - 6 AXLE SECTION	PW103D750CN632
STANDARD STEP CHAIN 32" - 2 AXLE SECTION	PW103D750CN232
STANDARD STEP CHAIN 32" - 1 AXLE SECTION	PW103D750CN132
STANDARD STEP CHAIN 48" - 6 AXLE SECTION	PW103D750CN648
STANDARD STEP CHAIN 48" - 2 AXLE SECTION	PW103D750CN248
STANDARD STEP CHAIN 48" - 1 AXLE SECTION	PW103D750CN148

WESTINGHOUSE “N” & “NT” UNIT STEP PARTS



“N” UNIT

STEP TREAD

TYPE 32 & 48 - N, NT

STEP TREAD 32” WITH BLACK DEMARCATIONS

PW321C679G17

STEP TREAD 32” WITH YELLOW DEMARCATIONS

PW321C679G18 (SHOWN)

STEP TREAD 48” WITH BLACK DEMARCATIONS

PW323C501G13

STEP TREAD 48” WITH YELLOW DEMARCATIONS

PW323C501G14

AVAILABLE IN BLACK OR GRAY STEP TREAD BODY



“N” UNIT

STEP ARM

TYPE 32 & 48 - N, NT

ARM ASSEMBLY RIGHT SIDE

PW322C606G05 (SHOWN)

ARM ASSEMBLY LEFT SIDE

PW322C606G06

STEP TRAIL ROLLER

PW216B509G04

WESTINGHOUSE “N” & “NT” UNIT STEPS



“N” UNIT STEPS

TYPE 32 & 48 - N, NT

STEP 32” WITH BLACK DEMARCATIONS	PW534F904G37
STEP 32” WITH YELLOW DEMARCATIONS	PW534F904G39 (SHOWN)

STEP 48” WITH BLACK DEMARCATIONS	PW627D258G17
STEP 48” WITH YELLOW DEMARCATIONS	PW627D258G23

AVAILABLE IN BLACK OR GRAY STEP TREAD WITH BLACK RISER